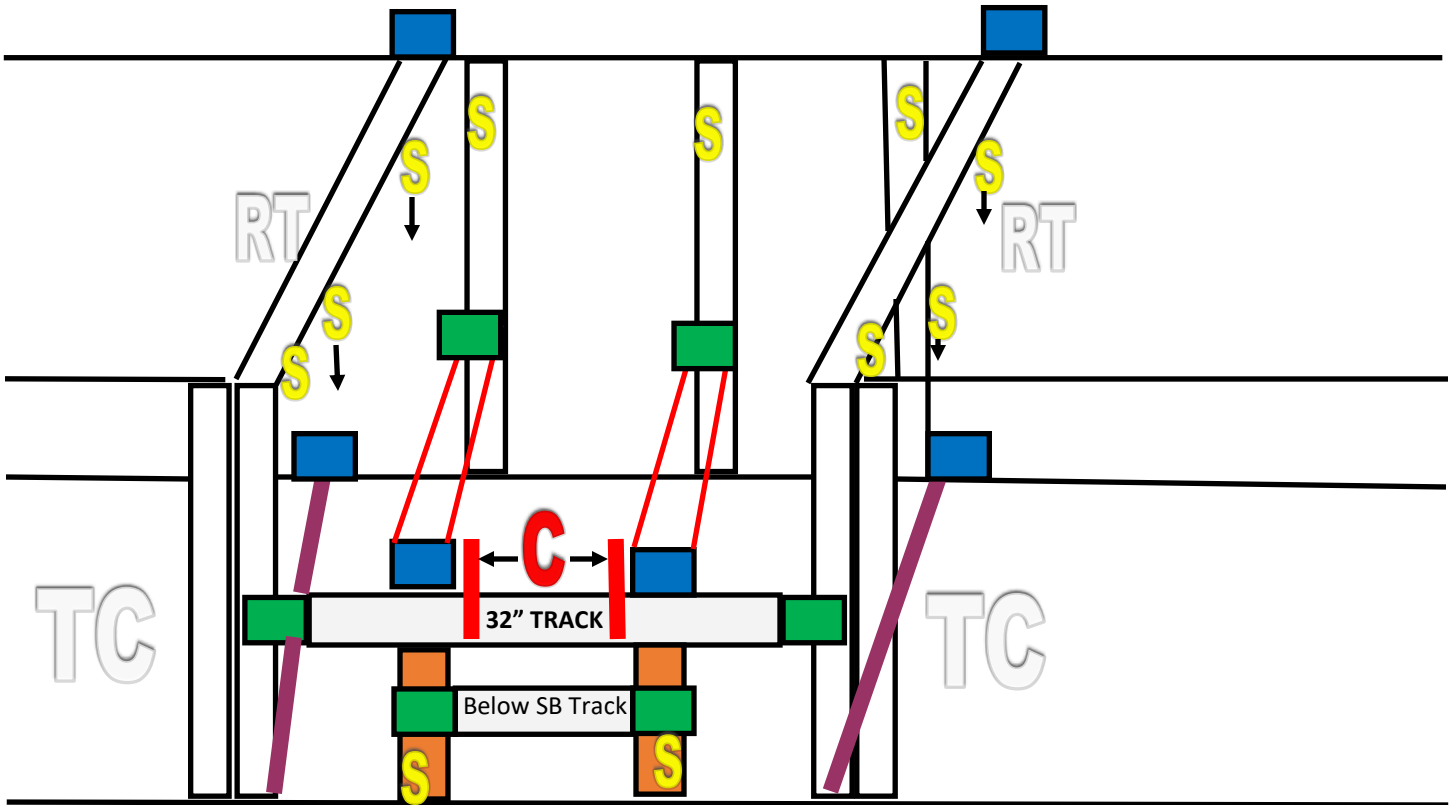




Drop Down Burner Cutout Kit

2019 KIT



C


Section C of Track will need to be cut out so that the power burner will slide in


PARTS


- 2 tube corners
- 11ea 35" studs
- 4ea return tracks 30.25"


- 6ea Horizontal Connectors
- 6ea vertical connectors
- 2 ea track 32" Track (For sec C & Below SB Track)
- 4ea CTT 28.5" (right and left sides of Side Burner)


TC Tube Corner

 Horizontal Connector

 Vertical Connector

 23" stud for 12" drop down. 29" for 6" drop down.
You have to cut two 35" studs to desired drop down

 Right & left sides of side burner track

 Return Track that will hold bottom of 35" wall studs on right and left sides marked S